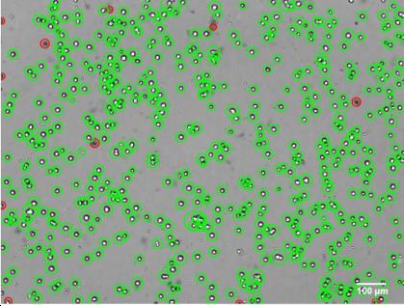
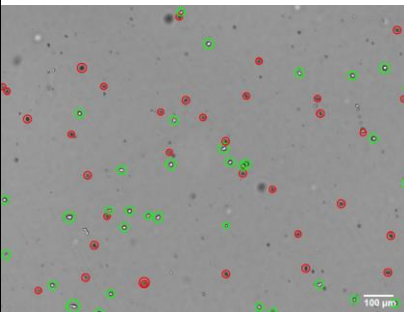


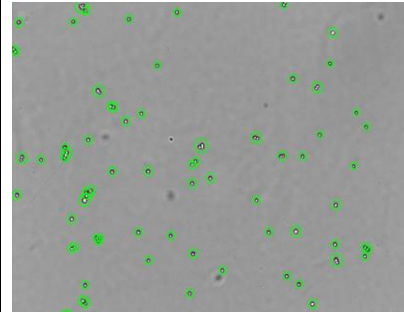
Cell Line Compatibility Testing

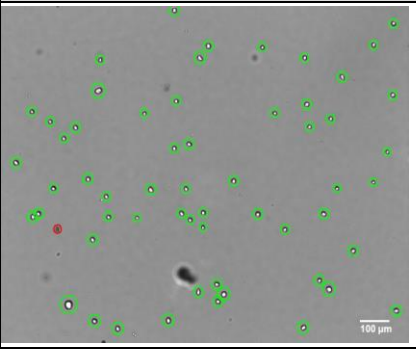
Date: 8/2/2021

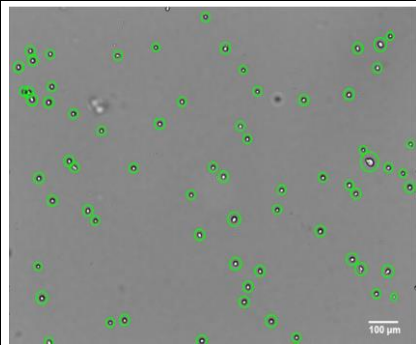
Cell lines tested:
 1. HeLa /2. Jurkat T /3. HCT116 /4. MDA-MB-231 /5. NIH-3T3 /6. HaCaT /7. MCF-7 /8. AGS
 /9. Hs27 /10. LOVO /11. A549 /12. SH-SY5Y /13. 293T /14. CPAE /15. Raw 264.7 /16. YAC-1

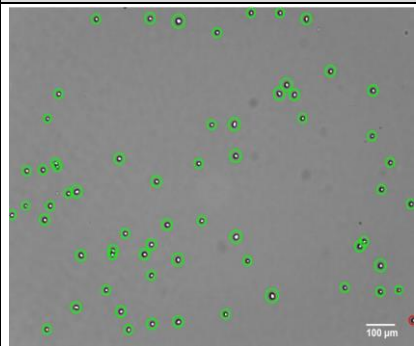
No.	Cell Line	Cell Type	counting method, settings	Result image (Cell Size : 16um/peak : 16)
1	HeLa	adherent	QuadCount (QuadSlide) [U preset, normal mode]	


No.	Cell Line	Cell Type	counting method	Result image (Cell Size : 13-14um/peak : 14)
2	Jurkat T	adherent	QuadCount (QuadSlide) [U preset, normal mode]	

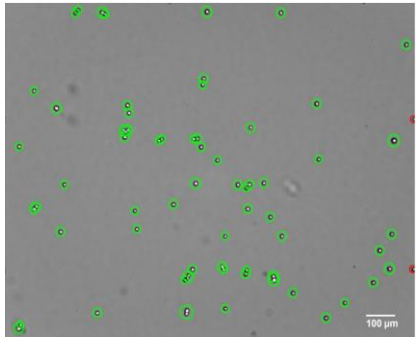
No.	Cell Line	Cell Type	counting method	Result image (Cell Size : 14um/peak : 13)
3	HCT116	adherent	QuadCount (QuadSlide) [U preset, normal mode]	

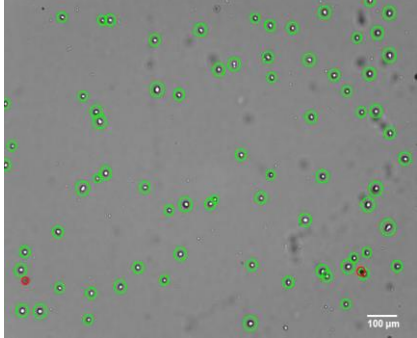
No.	Cell Line	Cell Type	counting method	Result image (Cell Size : 16um/peak : 16)
4	MDA-MB-231	adherent	QuadCount (QuadSlide) [U preset, normal mode]	


No.	Cell Line	Cell Type	counting method	Result image (Cell Size : 15um/peak : 15)
5	NIH-3T3	adherent	QuadCount (QuadSlide) [U preset, normal mode]	

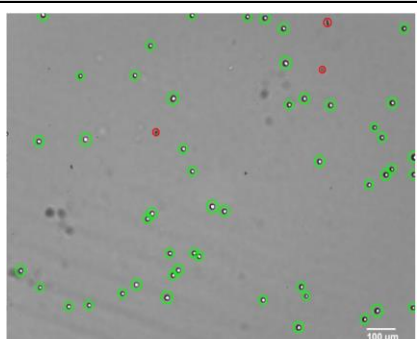
No.	Cell Line	Cell Type	counting method	Result image (Cell Size : 15um/peak : 15)
6	HaCaT	adherent	QuadCount (QuadSlide) [U preset, normal mode]	


No.	Cell Line	Cell Type	counting method	Result image (Cell Size : 15um/peak : 15)
7	MCF-7	adherent	QuadCount (QuadSlide) [U preset, normal mode]	

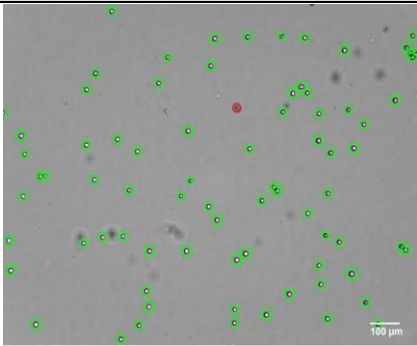
No.	Cell Line	Cell Type	counting method	Result image (Cell Size : 14-15um/peak : 15)
8	AGS	adherent	QuadCount (QuadSlide) [U preset, normal mode]	

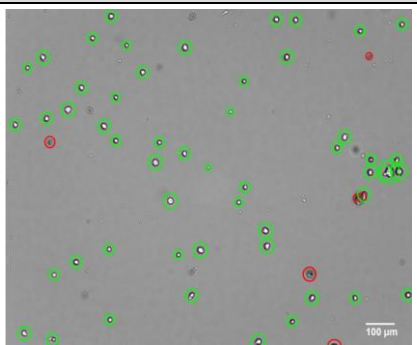
No.	Cell Line	Cell Type	counting method	Result image (Cell Size : 16-17um/peak : 16)
9	Hs27	adherent	QuadCount (QuadSlide) [U preset, normal mode]	

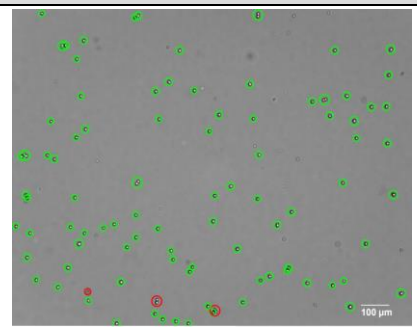
No.	Cell Line	Cell Type	counting method	Result image (Cell Size : 14um/peak : 14)
10	LOVO	adherent	QuadCount (QuadSlide) [U preset, normal mode]	

No.	Cell Line	Cell Type	counting method	Result image (Cell Size : 15-16um/peak : 15)
11	A549	adherent	QuadCount (QuadSlide) [U preset, normal mode]	

No.	Cell Line	Cell Type	counting method	Result image (Cell Size : 11-13um/peak :12)
12	SH-SY5Y	adherent	QuadCount (QuadSlide) [U preset, normal mode]	

No.	Cell Line	Cell Type	counting method	Result image (Cell Size :14-15um/peak :15)
13	293T	adherent	QuadCount (QuadSlide) [U preset, normal mode]	

No.	Cell Line	Cell Type	counting method	Result image (Cell Size :18-19um/peak :17)
14	CPAE	adherent	QuadCount (QuadSlide) [U preset, normal mode]	

No.	Cell Line	Cell Type	counting method	Result image (Cell Size :12-14um/peak : 11)
15	Raw 264.7	adherent	QuadCount (QuadSlide) [U preset, normal mode]	

No.	Cell Line	Cell Type	counting method	Result image (Cell Size : 11-12um/peak : 11)
16	YAC-1	suspension	QuadCount (QuadSlide) [U preset, normal mode]	